













Ribri Product Comparison

AHDs





PRODUCT COMPARISON				
	RC10Z	RC10Y	RC20Y	RP21C
Peak SPL@1m(dB)	149	150	156	153
Continuous SPL@1m(dB)	140	141	146	143
Max Range(m)	891	1000	1778	1259

PRODUCT COMPARISON				
	RP41C	RC40Z	RC60Z	RC90Z
Peak SPL@1m(dB)	158	160	163	166
Continuous SPL@1m(dB)	148	150	153	155
Max Range(m)	2239	2818	3981	5012





PRODUCT COMPARISON				
	RH20Y	RH40Y	RH80Y	RH120Y
Peak SPL@1m(dB)	156	161	168	171
Continuous SPL@1m(dB)	146	151	155	160
Max Range(m)	1778	3162	5012	8913

PRODUCT COMPARISON				
	RP10D	RP11C	RX260A	RX460A
Peak SPL@1m(dB)	142	147	137	142
Continuous SPL@1m(dB)	128	138	131	137
Notification Radius(m)	500	1000	630	942

Ribri Product Comparision

PRODUCT COMPARSION	 RX660A	 RX860A	 RX1260A	 RX1860A
Peak SPL@1m(dB)	145	147	150	154
Continuous SPL@1m(dB)	140	142	144	147
Notifcation Radius(m)	1124	1255	1392	1609

PRODUCT COMPARSION	 RS101	 RS102	 RS103	 RS440
Peak SPL@1m(dB)	133	133	133	145
Continuous SPL@1m(dB)	126	126	126	139
Dispersal Range(m)	14	14	14	56

PRODUCT COMPARSION	 RA11G	 RA11Z	 RA21Z	 RA41Z
Peak SPL@1m(dB)	143	149	154	160
Continuous SPL@1m(dB)	133	139	144	150
Max Range(m)	398	794	1413	2818

Ribri Product Comparison

 Lighting

PRODUCT COMPARSION				
	LPE27D6	LPE25D12	LPE73Z	LPE35D6
luminous intensity(cd)	1,822,500	1,562,500	12,800,000	3,000,000
luminous flux (lm)	16,000	49,000	120,000	55,800
illumination distance(m)	2,700	2,500	7,300	3,500

PRODUCT COMPARSION				
	LHW11Z	LHW55Z	LPW90Z	LPW120Z
luminous intensity(cd)	422,500	7,652,000	20,250,000	28,800,000
luminous flux (lm)	370	1,200	4,845	30,000
illumination distance(m)	1,300	5,500	9,000	12,000

PRODUCT COMPARSION				
	LHE08Z	LHE11Z	LHE22Z	LHS64Z
luminous intensity(cd)	160,000	302,500	1,210,000	10,240,000
luminous flux (lm)	350	750	350	24
illumination distance(m)	800	1,100	2,200	6,400